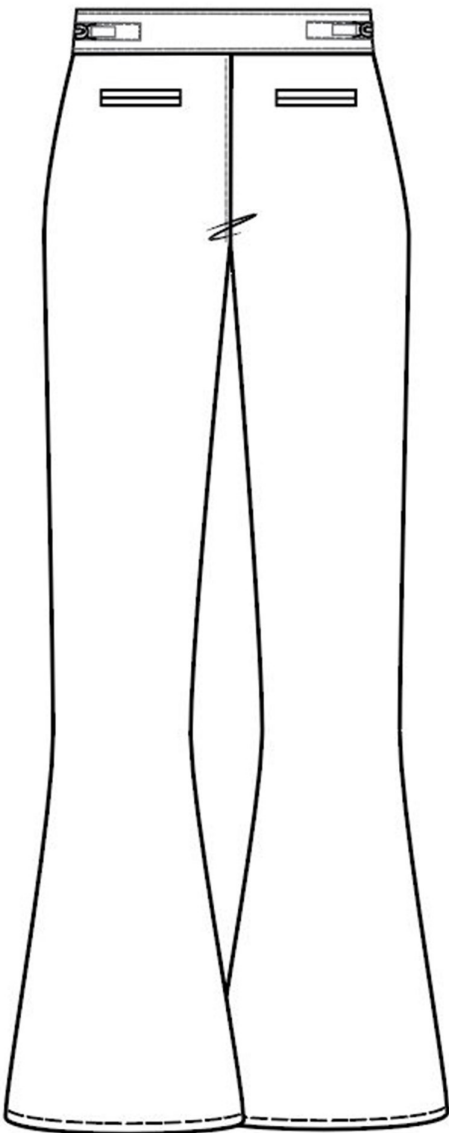
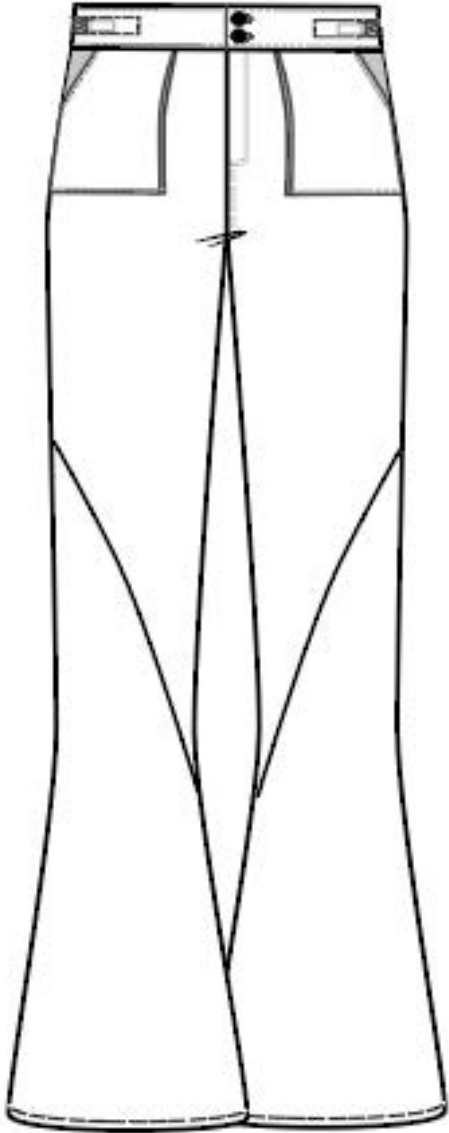


Tech Pack Type	Apparel	No of Item(s)	1 Set	Style No	1JN1714
Description	Denim line	Style Category	Jeans	Size Range	0 - 20
Size Class	Missy	Garment Wash/Treatment		Tech-Pack Due	7/6/2023
Status	In Progress	Design Contact		Tech Design Contact	
Sourcing Contact		Owner		Active	Yes
Created			6/22/2023 11:58 AM	Modified By	SARAH ROUSH



Style Type	Apparel	No of Item(s)	1 Set	Style No	1JN1714
Description	Denim line	Style Category	Jeans	Size Range	0 - 20
Size Class	Missy	Garment Wash/Treatment		Tech-Pack Due	7/6/2023

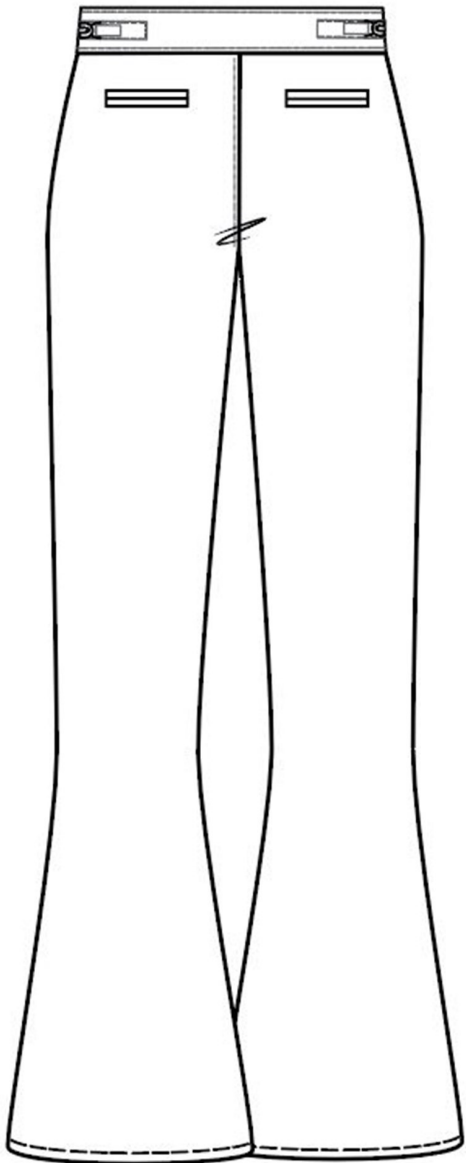
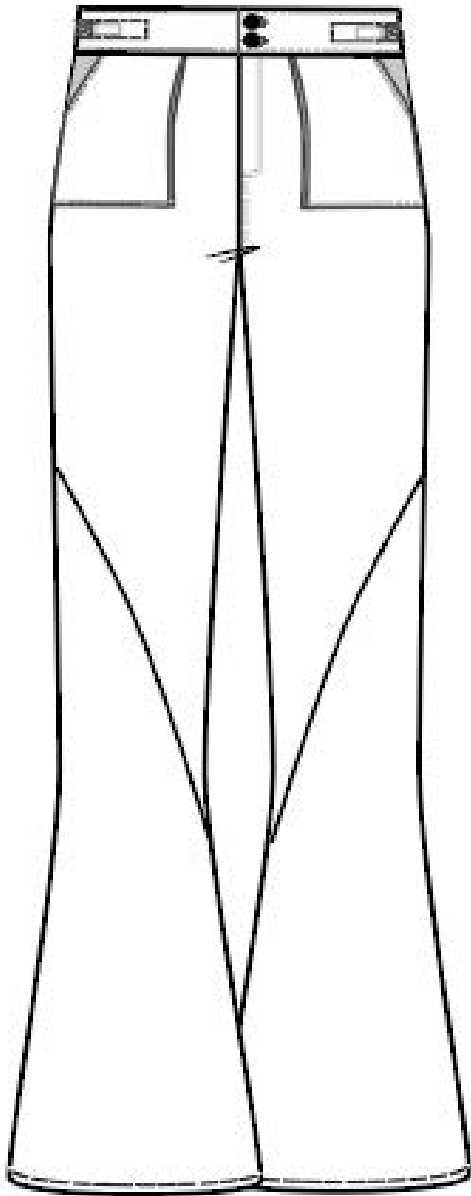
Seasonal Colorways

Color Image	PLM #	Color #	Color Name	Fall 2023
	1JN171419-3810 TCX	19-3810 TCX	Eclipse	Active
	1JN1714PANTONE 430 XGC	PANTONE 430 XGC	PANTONE 430 XGC	Active
	1JN1714W32002	W32002	Black	Active

Style Type	Apparel	No of Item(s)	1 Set	Style No	1JN1714
Description	Denim line	Style Category	Jeans	Size Range	0 - 20
Size Class	Missy	Garment Wash/Treatment		Tech-Pack Due	7/6/2023

Design Images

Back



Bill of Materials (BOM 1)

Style Type	Apparel	No of Item(s)	1 Set	Style No	1JN1714
Description	Denim line	Style Category	Jeans	Size Range	0 - 20
Size Class	Missy	Garment Wash/Treatment		Tech-Pack Due	7/6/2023

Style Comments

Modified By	Style Comment
-------------	---------------

Main Materials

Wovens								
Material No	Material Name	Partner	Woven Type	Content	Cutable Width	Status	Treatment	Placement
WOV09834	SR Denim Lyocell/Viscose		Denim	50% Lyocell, 50% Viscose,		In Progress		

Materials




























Wovens								
Material No	Material Name	Partner	Woven Type	Content	Cutable Width	Status	Treatment	Placement
WOV09835	SR COTTON PKT		COTTON	100% Cotton		In Progress		
WOV09835	SR COTTON PKT		COTTON	100% Cotton		In Progress		

Other								
Material No	Material Name	Partner	Lining Type	Content	Weight	Status	Treatment	Placement
MAT01408	SR Interfacing			100% Polyester		In Progress		

Trims								
Material No	Material Name	Partner	Trimming Type	Content	Status	Qty	Size	Placement
TRM03184	SR Jean Bulton		Button	100% Others,	In Progress	0.000		
TRM03186	SR Buckle PNT		Buckle	100% Metal Fibre,	In Progress	0.000		

Zippers								
Material No	Material Name	Partner	Zipper Type	Content	Status	Qty	Size	Placement
ZIP01656	SR Zipper 9" PNTS		BRASS	100% Polyester,	In Progress	0.000		

Style Type	Apparel	No of Item(s)	1 Set	Style No	1JN1714
Description	Denim line	Style Category	Jeans	Size Range	0 - 20
Size Class	Missy	Garment Wash/Treatment		Tech-Pack Due	7/6/2023

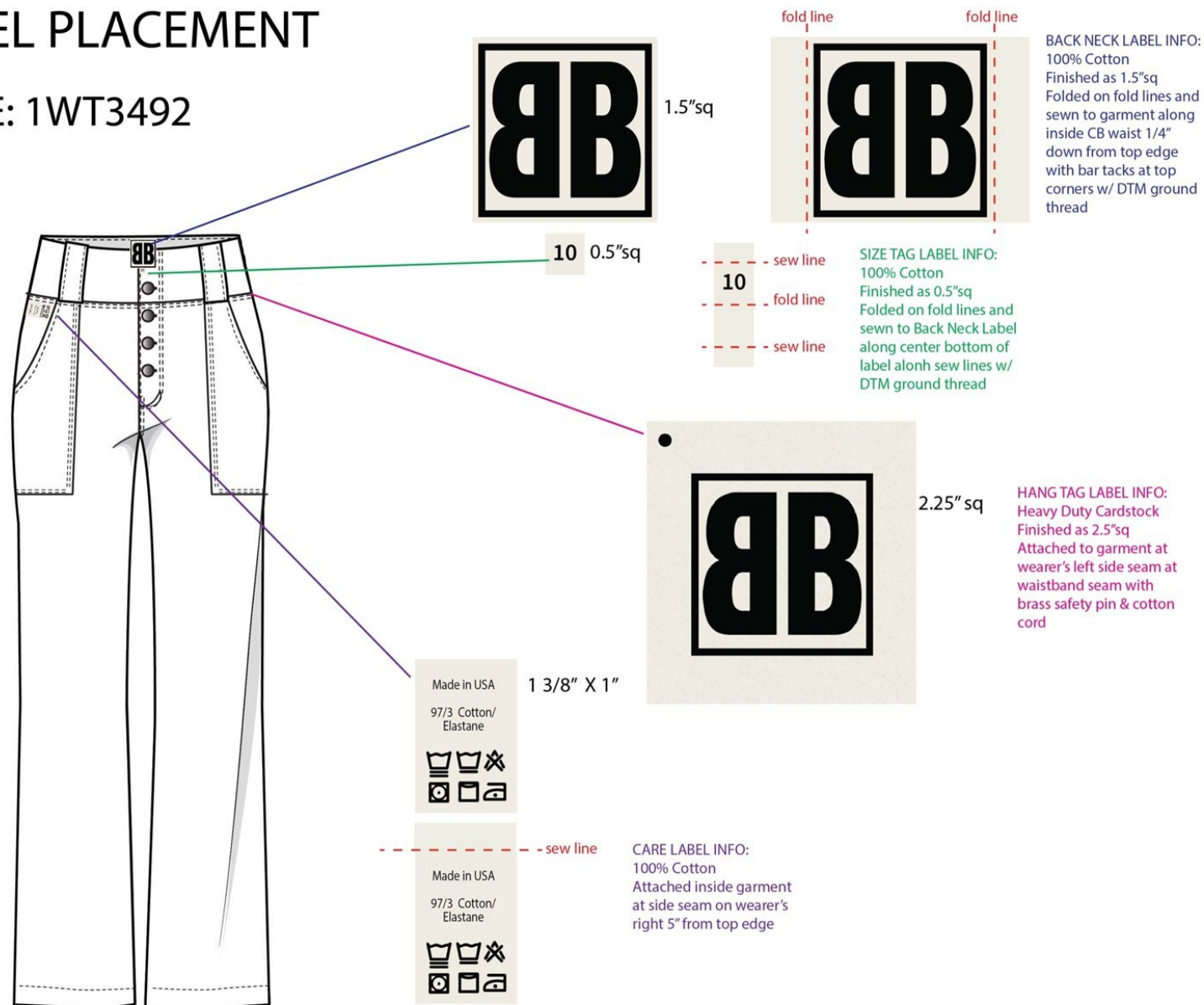
Bill of Materials											
Material Description		Partner Ref #	Qty	Size/Treatment	Placement		W32002 Black		PANTONE 430 XGC PANTONE 430 XGC		19-3810 TCX Eclipse
	WOV09834 SR Denim Lyocell/Viscose		0.000000								
	WOV09835 SR COTTON PKT		0.000000								
	MAT01408 SR Interfacing		0.000000								
	TRM03184 SR Jean Button		0.000000								
	TRM03186 SR Buckle PNT		0.000000								
	ZIP01656 SR Zipper 9" PNTS		0.000000								

Style Type	Apparel	No of Item(s)	1 Set	Style No	1JN1714
Description	Denim line	Style Category	Jeans	Size Range	0 - 20
Size Class	Missy	Garment Wash/Treatment		Tech-Pack Due	7/6/2023

Text-Image Images

LABEL PLACEMENT

STYLE: 1WT3492



Style Type	Apparel	No of Item(s)	1 Set	Style No	1JN1714
Description	Denim line	Style Category	Jeans	Size Range	0 - 20
Size Class	Missy	Garment Wash/Treatment		Tech-Pack Due	7/6/2023

Text-Image Images



<div><div>FIT</div><div>Fashion Institute of Technology</div></div>		Text-Image (SR Label Placement)				
Style Type	Apparel	No of Item(s)	1 Set	Style No	1JN1714	
Description	Denim line	Style Category	Jeans	Size Range	0 - 20	
Size Class	Missy	Garment Wash/Treatment		Tech-Pack Due	7/6/2023	
Text-Image Images						



Style Type	Apparel	No of Item(s)	1 Set	Style No	1JN1714
Description	Denim line	Style Category	Jeans	Size Range	0 - 20
Size Class	Missy	Garment Wash/Treatment		Tech-Pack Due	7/6/2023

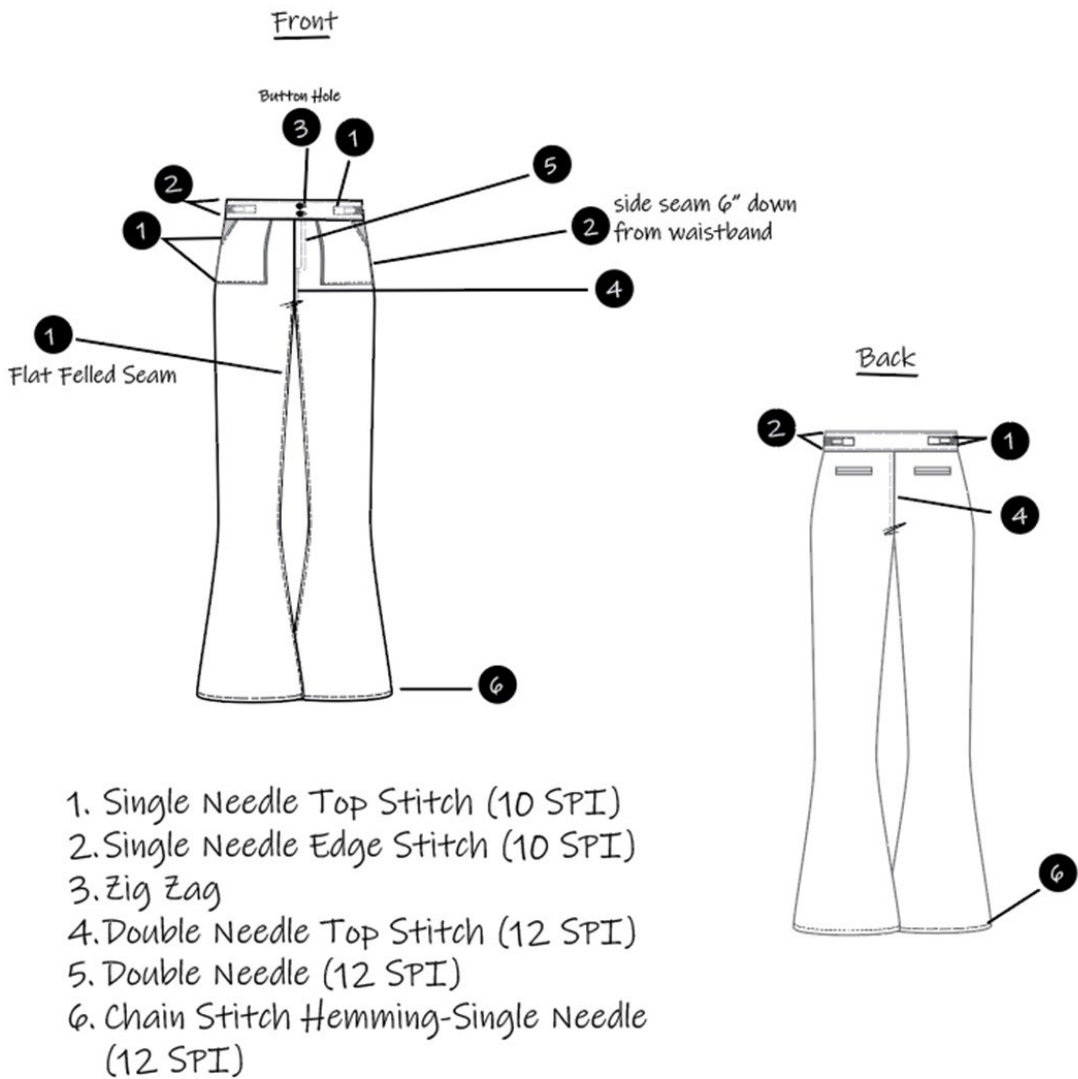
Text-Image Images



Style Type	Apparel	No of Item(s)	1 Set	Style No	1JN1714
Description	Denim line	Style Category	Jeans	Size Range	0 - 20
Size Class	Missy	Garment Wash/Treatment		Tech-Pack Due	7/6/2023

Text-Image Images

Construction Details: Stitch Reference

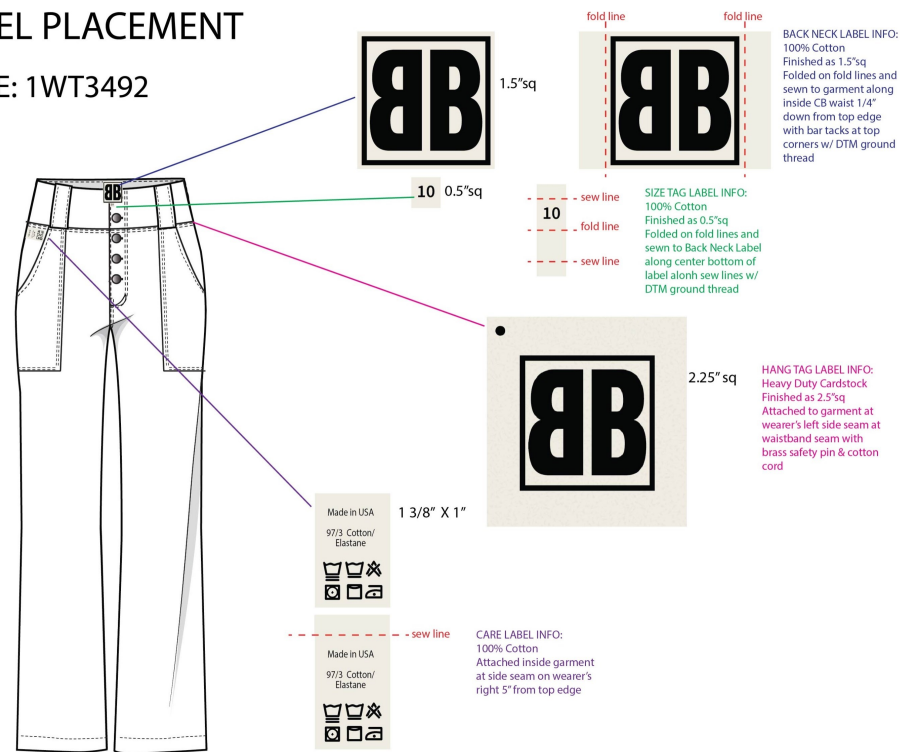


		Text-Image (SR Label Placement)					
Style Type	Apparel	No of Item(s)	1 Set	Style No	1JN1714		
Description	Denim line	Style Category	Jeans	Size Range	0 - 20		
Size Class	Missy	Garment Wash/Treatment		Tech-Pack Due	7/6/2023		
Text-Image Images							

Refer to this for the **label placement**.

LABEL PLACEMENT

STYLE: 1WT3492



FIT

Fashion Institute of Technology

Text-Image (SR Label Placement)

Style Type

Apparel

Description

Denim line

Size Class

Missy

No of Item(s)

1 Set

Style Category

Jeans

Garment Wash/Treatment

Style No

1JN1714

Size Range

0 - 20

Tech-Pack Due

7/6/2023

Text-Image Images

Use this heat transfer label for **design label**. Make sure to center the label. Refer to label placement.



Style Type	Apparel	No of Item(s)	1 Set	Style No	1JN1714
Description	Denim line	Style Category	Jeans	Size Range	0 - 20
Size Class	Missy	Garment Wash/Treatment		Tech-Pack Due	7/6/2023

Text-Image Images

Use this for the **care label**. Refer to the label placement.



Text-Image (SR Label Placement)



Style Type	Apparel	No of Item(s)	1 Set	Style No	1JN1714
Description	Denim line	Style Category	Jeans	Size Range	0 - 20
Size Class	Missy	Garment Wash/Treatment		Tech-Pack Due	7/6/2023

Text-Image Images

Use this for the **hangtag**. Refer to label placement.



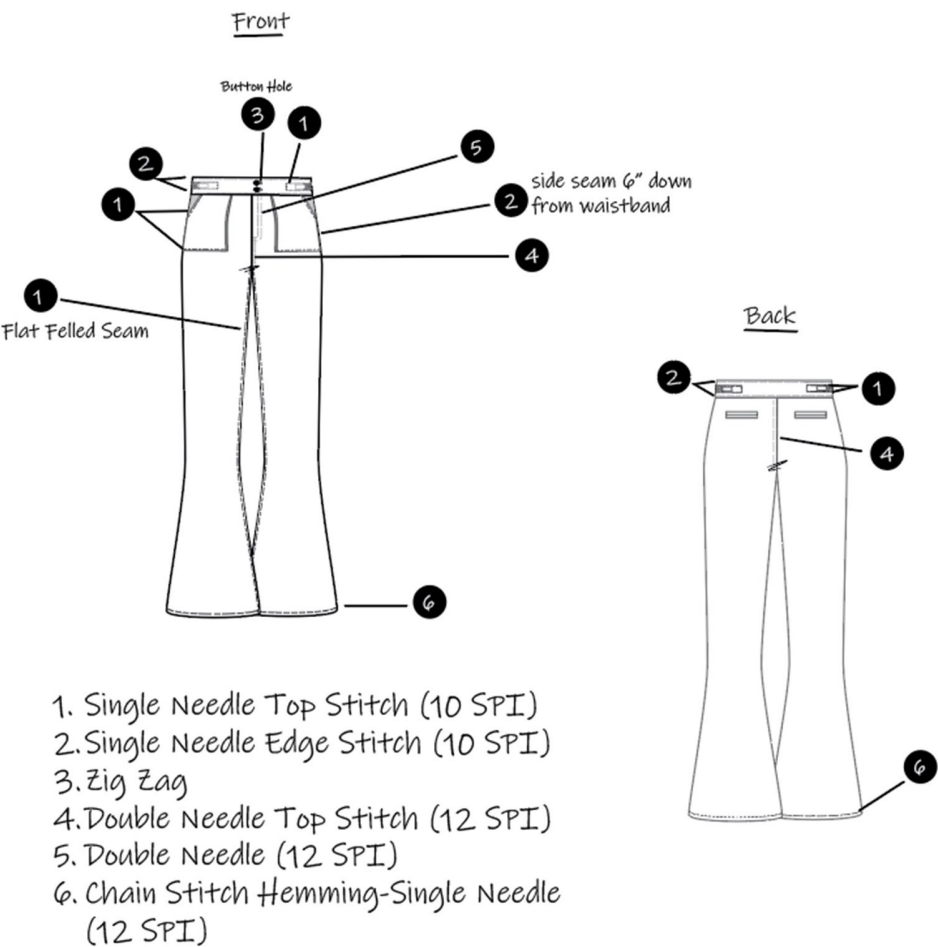
1WT5261

Style Type	Apparel	No of Item(s)	1 Set	Style No	1JN1714
Description	Denim line	Style Category	Jeans	Size Range	0 - 20
Size Class	Missy	Garment Wash/Treatment		Tech-Pack Due	7/6/2023

Text-Image Images

Refer to this for the types of finishing stitches. **Stitch Reference.**

Construction Details: Stitch Reference



Style Costing Summary



Style Type	Apparel	No of Item(s)	1 Set	Style No	1JN1714
Description	Denim line	Style Category	Jeans	Size Range	0 - 20
Size Class	Missy	Garment Wash/Treatment		Tech-Pack Due	7/6/2023

Costing Property

Currency:		Target Cost / Unit:	0	Total Extended Cost:	0
Wholesale Units:	0	Retail Units:	0	Ecom Units:	0
Wholesale Price / Unit:	0.00	Retail Price / Unit:	0.00	Ecom Price / Unit:	0
Wholesale Markup %:	0 %	Retail Markup %:	0 %	Ecom Markup %:	0 %
Wholesale Margin %:	0 %	Retail Margin %:	0 %	Ecom Margin %:	0 %
Total Margin \$ Extended	0	Weighted Margin %:	0 %	Weighted Markup %:	0 %

Style Type	Apparel	No of Item(s)	1 Set	Style No	1JN1714
Description	Denim line	Style Category	Jeans	Size Range	0 - 20
Size Class	Missy	Garment Wash/Treatment		Tech-Pack Due	7/6/2023

Measurement Attributes

Product Type	BK Missy Woven Pant FULL C.	Size Class	Missy	Sample Size	0
Description	Missy Woven Pant Full Circumference Measure	Size Range	0 - 20	Method-System	Relative - Imperial

Measurements

POM	Description	+Tol	-Tol	0	2	4	6	8	10	12	14	16	18	20
JD000	WAIST CIRCUMFERENCE ALONG TOP EDGE	1/2	-1/2	28 1/4	29 1/4	30 1/4	31 1/4	32 1/4	33 1/4	34 3/4	36 1/4	37 3/4	39 1/4	40 3/4
JD001	WAIST CIRC. ALONG SEAM	1/2	-1/2	29 1/2	30 1/2	31 1/2	32 1/2	33 1/2	34 1/2	36	37 1/2	39	40 1/2	42
JD002	WAIST BAND HEIGHT	1/8	-1/8	1 5/8	1 5/8	1 5/8	1 5/8	1 5/8	1 5/8	1 5/8	1 5/8	1 5/8	1 5/8	1 5/8
JD003	FRONT RISE LENGTH	1/4	-1/4	10 1/4	10 5/8	11	11 3/8	11 3/4	12 1/8	12 5/8	13 5/8	14 1/8	14 5/8	15 1/8
JD004	BACK RISE LENGTH	1/4	-1/4	15 1/2	15 7/8	16 1/4	16 5/8	17	17 3/8	17 7/8	18 7/8	19 3/8	19 7/8	20 3/8
JD005	HIP CIRCUMFERENCE POSITION	0	0	0	1/8	1/4	3/8	1/2	5/8	3/4	7/8	1	1 1/8	1 1/4
JD006	HIP CIRCUMFERENCE	1/2	-1/2	34	35	36	37	38	39	40 1/2	42	43 1/2	45	46 1/2
JD007	THIGH CIRCUMFERENCE	1/4	-1/4	18 3/8	19 1/8	19 7/8	20 5/8	21 3/8	22 1/8	22 7/8	23 7/8	24 7/8	25 7/8	21 3/8
JD008	KNEE CIRCUMFERENCE	1/4	-1/4	15 1/2	15 7/8	16 1/4	16 5/8	17	17 3/8	17 7/8	18 3/8	18 7/8	19 3/8	19 7/8
JD009	LEG OPENING CIRCUMFERENCE	1/4	-1/4	17 3/16	17 9/16	17 15/16	18 5/16	18 11/16	19 1/16	19 9/16	20 1/16	20 9/16	21 1/16	21 9/16
JD010	INSEAM LENGTH	1/2	-1/2	32 1/2	32 1/2	32 1/2	32 1/2	32 1/2	32 1/2	32 1/2	32 1/2	32 1/2	32 1/2	32 1/2
JD011	FLY OR ZIPPER OPENING LENGTH	1/4	-1/4	4 1/2	4 1/2	4 1/2	5	5	5	5 1/2	5 1/2	6	6	6
JD012	FLY TOPSTITCH WIDTH	1/8	-1/8	1 3/16	1 3/16	1 3/16	1 3/16	1 3/16	1 3/16	1 3/16	1 3/16	1 3/16	1 3/16	1 3/16
JD013	FRONT POCKET PLACEMENT ALONG WAIST SEAM	1/8	-1/8	2 1/2	2 5/8	2 3/4	2 7/8	3	3 1/8	3 1/4	3 3/8	3 1/2	3 5/8	3 3/4
JD014	FRONT PKT PLACEMENT ALONG SIDE SEAM	1/8	-1/8	2 1/2	2 5/8	2 3/4	2 7/8	3	3 1/8	3 1/4	3 3/8	3 1/2	3 5/8	3 3/4
JD015	BESOM OPENING LENGTH	1/4	-1/4	3 1/2	3 5/8	3 3/4	3 7/8	4	4 1/8	4 1/4	4 3/8	4 1/2	4 5/8	4
JD016	POCKET BESOM WIDTH	0	0	2 3/4	2 3/4	2 3/4	2 3/4	2 3/4	2 3/4	2 3/4	2 3/4	2 3/4	2 3/4	2 3/4
JD018	POCKET LENGTH AT SIDE SEAM FROM PLACEMENT	1/8	-1/8	6	6 1/8	6 1/4	6 3/8	6 1/2	6 5/8	6 3/4	6 7/8	7	7 1/8	7 1/4
JD019	POCKET LENGTH ALONG TOP EDGE FROM PLACEMENT	1/8	-1/8	2 1/2	2 5/8	2 3/4	2 7/8	3	3 1/8	3 1/4	3 3/8	3 1/2	3 5/8	3 3/4
JD020	HEM TURNBACK WIDTH	1/8	-1/8	5/8	5/8	5/8	5/8	5/8	5/8	5/8	5/8	5/8	5/8	5/8









<div><div><div>FIT</div><div>Fashion Institute of Technology</div></div></div>		Style Construction Details (SR Denim Jean 2)				<div><div></div></div>	
Style Type	Apparel	No of Item(s)	1 Set	Style No	1JN1714		
Description	Denim line	Style Category	Jeans	Size Range	0 - 20		
Size Class	Missy	Garment Wash/Treatment		Tech-Pack Due	7/6/2023		

Construction Details

	Class	Subclass	Feature	Detail	User Def. 1	User Def. 2	User Def. 3	User Def. 4	User Def. 5
	Pant Construction	Fusing	Front fly facing	Fuse front fly facing.	N/A	N/A	B16.2001		
	Pant Construction	Fusing	One-piece waistband	Fuse front half of waistband only.	N/A	N/A	B33.7003		
	Pant Construction	Seam Construction	Attach facing to front fly opening	Fold facing in half, and single needle stitch to the left side.	1/4"	10-12	B16.3000		
	Pant Construction	Seam Construction	Attach pocket bag to under pocket	Sew serge pocket bag to under pocket.	3/8"	10-12	B19.1006		
	Pant Construction	Seam Construction	Attach pocket facing to pocket bag	Single needle stitch pocket facing to pocket bag, and press seam open.	3/8"	10-12	19.0000		
	Pant Construction	Seam Construction	Attach pocket facing to shell	Single needle stitch pocket facing to shell. Understitch seam to facing, and press flat.	3/8"	10-12	B19.0001		
	Pant Construction	Seam Construction	Attach waistband to waist	Single needle stitch the waistband to waist.	3/8"	10-12	B33.8001		
	Pant Construction	Seam Construction	Attach zipper to facing	Single needle stitch zipper tape to facing .	1/2"	10-12	B16.5003		
	Pant Construction	Seam Construction	Bind front and back rise edge	Single needle sititch bias binding to front and back rise edge. Bias binding should be 1/4" finished.	N/A	10-12	B79.0001		
	Pant Construction	Seam Construction	Close inseam	Single needle stitch left and right panels together at rise. Press open.	3/8"	10-12	B80.0002		

<div><div>FIT</div><div>Fashion Institute of Technology</div></div>		Style Construction Details (SR Denim Jean 2)				<div><div></div></div>	
Style Type	Apparel	No of Item(s)	1 Set	Style No	1JN1714		
Description	Denim line	Style Category	Jeans	Size Range	0 - 20		
Size Class	Missy	Garment Wash/Treatment		Tech-Pack Due	7/6/2023		

Construction Details

	Class	Subclass	Feature	Detail	User Def. 1	User Def. 2	User Def. 3	User Def. 4	User Def. 5
	Pant Construction	Seam Construction	Close outseam	Single needle stitch outseamclosing pant leg. Press open.	3/8"	10-12	B80.0002		
	Pant Construction	Seam Construction	Close rise	Single needle stitch left and right leg panels together at rise stopping at front rise notch marking zipper opening.	3/8"	10-12	B80.0002		
	Pant Construction	Seam Construction	Close waistband	Crack stitch the waistseam catching the waistband inside layer.	3/8"	10-12	B33.9003		
	Pant Construction	Seam Construction	Edgestitch fly facing	Flip fly facing open and edgestitch at facing/fly seam.	N/A	10-12	B16.4001		
	Pant Construction	Seam Construction	Fly shield	Single needle stitch fly shield. Turn shield and press.	1/4"	10-12	B16.4002		
	Pant Construction	Seam Construction	Insert zipper	Insert zipper between fly shield and fly opening of shell, and single needle stitch.	1/2"	10-12	B16.5002		
	Pant Construction	Seam Construction	J-stitch fy	J-stitch fly opening 1 1/8" from opening.	N/A	10-12	B16.6003		
	Pant Construction	Seam Construction	One-piece waistband	Fold waistband in half. Single needle stitch ends of waistband to close. Turn Waistband right side out making sure corners are clean and press.	3/8"	10-12	B33.8003		